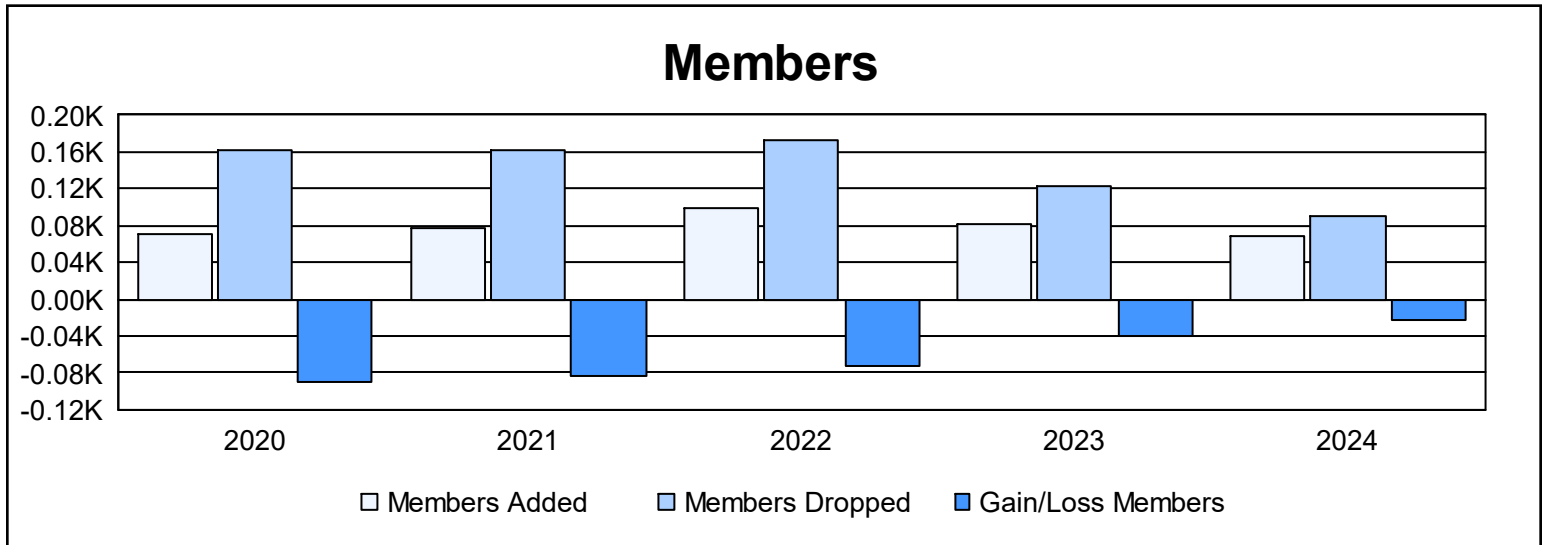
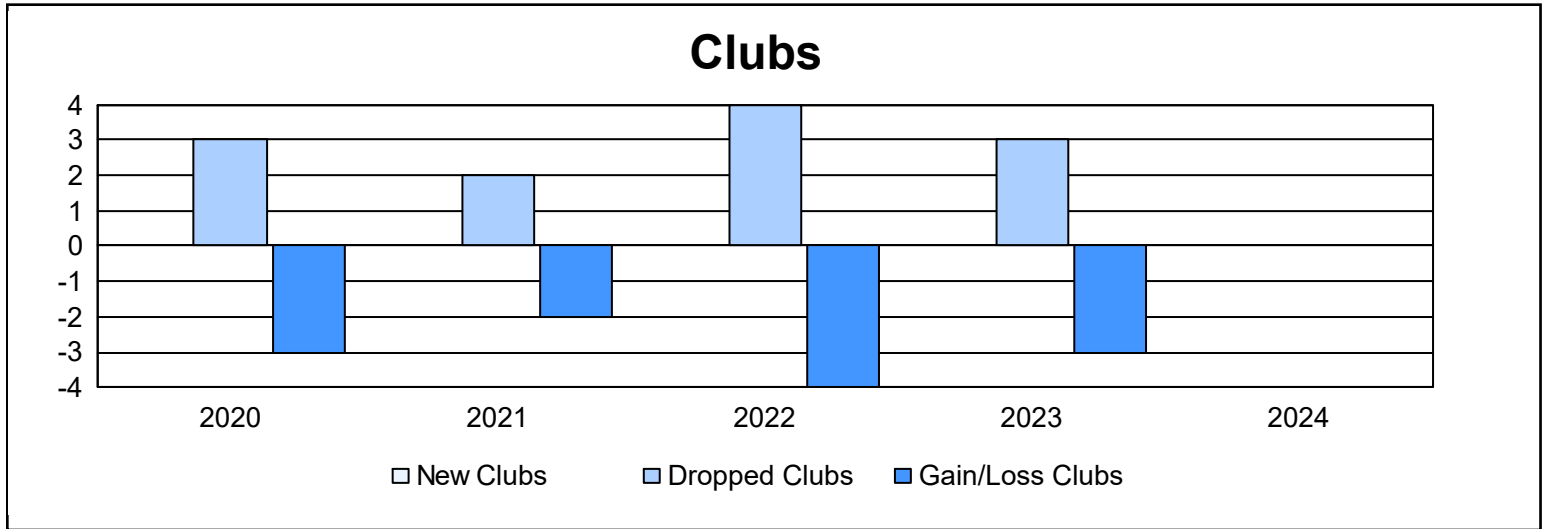
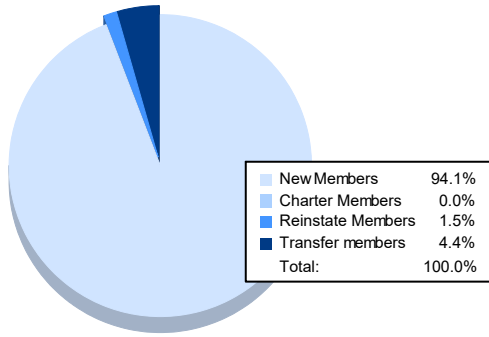


Year	New Clubs	Dropped Clubs	Gain/ Loss Clubs	New Members	Charter Members	Reinstate Members	Transfer Members	Total Member Added	Total Members Dropped	Gain/ Loss Members
2019-2020	0	3	-3	58	1	10	2	71	162	-91
2020-2021	0	2	-2	42	1	33	2	78	161	-83
2021-2022	0	4	-4	94	0	3	2	99	172	-73
2022-2023	0	3	-3	75	1	0	6	82	122	-40
2023-2024	0	0	0	64	0	1	3	68	90	-22
<b>Average</b>	<b>0</b>	<b>2</b>	<b>-2</b>	<b>67</b>	<b>1</b>	<b>9</b>	<b>3</b>	<b>80</b>	<b>141</b>	<b>-62</b>



### Membership Composition June 2024 Cumulative



### Gender Composition June 2024 Cumulative

